



DENTAL BUDDY

www.dentalbuddy.org

DENTAL HEALTH EDUCATION RESOURCE

Eight downloadable units for educating oral health
Includes presentations, lesson plans and activities for
Early Years, Key Stage 1 and Key Stage 2. All FREE



FREE units available to download :

- Early Years Foundation - Unit 1 (Brush our teeth)*
- Early Years Foundation - Unit 2 (Visit the dentist)*
- Key Stage One – Unit 1 (Looking after teeth)*
- Key Stage One – Unit 2 (Bodies grow and change)*
- Key Stage One – Unit 3 (Importance of diet)*
- Key Stage Two – Unit 1 (Looking after teeth)*
- Key Stage Two – Unit 2 (Teeth functions)*
- Key Stage Two – Unit 3 (Tooth decay)*

Learning Intention

To know that different teeth have different functions.

National Curriculum link

Children should be taught:

SC1a – about the functions of teeth.

Equipment

Downloadable slides or printable pictures of teeth.

Mirrors – 1 per child.

Photocopiable sheet.

Vocabulary

Canine Incisor Molar Premolar

Lesson Content

Introduction: Learning that teeth have different functions.

Class investigation: what's inside our own mouths using mirrors.

Discussion around what we use our teeth for.

Explanation of different teeth we have in our mouths; incisor, canine and molar.

Class investigation: finding different teeth in our mouths.

Discussion around different animals and the kind of teeth they need.

Explanation of the difference between the teeth that a cow, lion, dog and cat each have.

Activity: Investigating the difference between molar, canine and incisor teeth.

Teaching Guide

- A reminder that Buddy is helping us to learn more about dental health and today we're going to find out more about the job our teeth do.
- Class investigate what's inside our own mouths using mirrors.

Give children a mirror each and ask them to have a look at their teeth. What do they notice about them. Discuss that the teeth are different sizes and shapes. Can the children find some teeth with a point? Can they find teeth which are bigger and flatter?

Explain that today they are going to learn about the different types of teeth and their different jobs.

Discussion around what we use our teeth for. Reveal the answers on a slide.

Buddy explains the different teeth we have in our mouths; incisor, canine and molar teeth.

Class investigate finding the three different teeth in their own mouths.

Discussion around different animals and the kind of teeth they need.

Buddy explains the difference between the teeth that a cow, lion, dog and cat each have.

Activity: Investigating the difference between molar, canine and incisor teeth.

Activity


Children cut out pictures of teeth and decide whether they are molar, canine, or incisor and stick them into the correct place.

In the space underneath the circles, they write the purpose of each tooth.

Teaching Resources

The Oral Dental Health Foundation has a comprehensive range of teaching resources to support teachers deliver further dental health education messages. These include leaflets, posters, wall charts, story books, models, educational games and demonstration puppets. To browse our complete range of resources please visit www.educatingsmiles.org

Specifically to deliver the lesson outlined above the following resources are particularly relevant:



The Wobbly Tooth book



Door Hangers



Individual teeth models



Cross Section tooth model



Animal puppet for teeth



Food and drink poster

About Dental Buddy and the Oral Health Foundation


The Oral Health Foundation is an independent charity that is dedicated to improving the oral health of the public by providing free and impartial dental advice and by running educational campaigns. The Foundation has created the Dental Buddy programme to help teachers deliver dental health education at EYFS, KS1 and KS2. The programme features eight complete lessons across the three age ranges to provide teachers with interactive teaching materials that link to National Curriculum requirements. Find out more about the Oral Health Foundation at www.dentalhealth.org

Oral Health Foundation, Smile House, 2 East Union Street, Rugby, CV22 6AJ
Tel: 01788 546365 | Fax: 01788 541982 | Email: info@dentalhealth.org



What does each type of tooth do?


Incisor




Purpose




Canine



Purpose




Premolar



Purpose



Molar



Purpose



'Dental Buddy' education materials evaluation

Name	
School	
Year group / Key stage	
Approximate date lessons were delivered	
How do you rate the overall quality of the Dental Buddy materials? Please rate with a scoring 1 – 5 (1 = Excellent, 5 = Poor)	1 2 3 4 5
If possible please provide reasons for your rating	
How do you rate	
The character and design?	1 2 3 4 5
The presentation materials	1 2 3 4 5
The ease of use	1 2 3 4 5
The content of the lesson activity	1 2 3 4 5
Can you suggest ways we might improve the education resource in future?	
How do you feel about the level of content provided?	Too short / brief Just right Too long
Was there any information missing? If yes – please outline what do you think could be included?	
What do you think is the most useful aspect of the resource?	
Which sources of information would you refer to if you needed help with ideas and content for lessons? (eg internet sites, professional sites, BBC, TES)	
Would you recommend Dental Buddy as an education resource to other teachers?	
Any other comments:	

Thank you very much for taking the time to review the Dental Buddy Education resource from the Oral Health Foundation. We really value your feedback so we can continue to improve the support we can give to teachers.

Please return your comments to: Amanda Oakey, Director of Educational Resources, Oral Health Foundation, Smile House, 2 East Union Street, Rugby, Warwickshire, CV22 6AJ
(amanda@dentalhealth.org / 01788 539788)