

Sleep hygiene in children and young people: information for families

This information sheet from Great Ormond Street Hospital (GOSH) explains about sleep hygiene. The lead-up and routine around your child's bedtime is referred to as 'sleep hygiene'. Having good sleep hygiene can help your child both to settle to sleep and to stay asleep. There are several things that parents can do to help – here are some ideas of areas to consider. An Easy Read information sheet is included for your child.

Children of different ages require different amounts of sleep. The American Academy of Sleep Medicine (AASM) produced a 'Consensus Statement' in 2016 regarding recommended amount of sleep for children and young people. The table below gives an indication of the amount of sleep your child needs on a regular basis to keep them healthy.

Your child's age	Recommended sleep time in 24 hours
Infants 4 to 12 months	12 to 16 hours including naps
Children 1 to 2 years	11 to 14 hours including naps
Children 3 to 5 years	10 to 13 hours including naps
Children 6 to 12 years	9 to 12 hours
Teenagers 13 to 18 years	8 to 10 hours

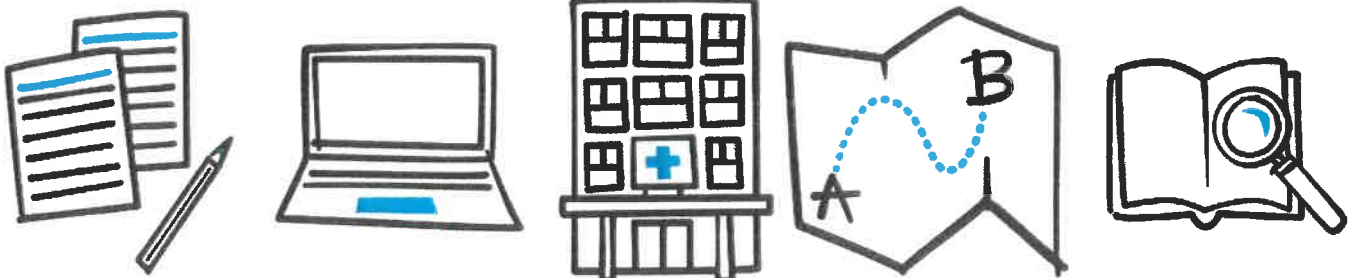
Things to think about

Caffeine

Good sleep hygiene begins in the day, with the consideration of your child's food and drink intake. Caffeine is a stimulant that prevents sleep, and can cause your child to stay awake for longer and to settle to sleep less easily. Caffeine is present in drinks such as tea, coffee, cola, energy drinks and fizzy pop. If your child drinks these, try to limit their intake and avoid them altogether after lunchtime.

Food

Eating a large meal before bedtime can prevent sleep. Consider the best time to eat your dinner meal – if your child has an early bedtime, ensure that a large meal is not being eaten directly beforehand. On school nights, it might be preferable for your child to eat earlier but you can still all have family meals at weekends and during holiday periods. However, some foods can be helpful in helping your child settle to sleep – for example, a drink of warm milk.



Exercise

Children may have difficulty in falling asleep if they have been inactive throughout the day. Encouraging your child, where possible, to undertake sports and to play outside can help to burn off energy and enable your child to feel tired at the end of the day. Even if your child is not very 'sporty', just going for a walk in the fresh air can be helpful. However, exercise should be avoided directly before bedtime, as the heat created by the muscles by exercise can prevent your child falling asleep.

Environment

Your child's sleeping environment should be a place where they feel safe and secure, but should also be a place to sleep and not play. There are several ways in which the sleeping environment can be adjusted, but it will depend on the needs of your child (and any other children sharing the room).

For instance, some children may find the use of a nightlight can make them feel safe – others may sleep better in total darkness. Room temperature and noise level should be adjusted, where possible, to ensure your child is comfortable to fall asleep.

Your child's bedroom should not contain things that distract them from sleeping – if you find that your child is being stimulated by toys, it may be best to remove these from the room before bedtime, or to keep toys in a different area of the house.

Routine

Having a bedtime routine and a set bedtime can help your child to understand what to expect and how they should behave. A routine can start 30 minutes to two hours before bedtime, and can include activities to help wind down, such as a warm bath/shower or reading a story.

Sticking to a set pattern each night will help your child to settle before bed and give them the time

to calm down before sleeping. Going to the toilet as the last task before getting into bed can also help prevent your child from needing to get up in the night time.

Technology

The use of electronic devices (such as televisions, mobile phones and tablet computers) close to bedtime can prevent your child from settling to sleep. This is because they produce light that is good at suppressing natural hormones in the brain that cause sleepiness.

Ideally, these devices should not be used in the hours before bed, and should be removed from your child's bedroom in order to create an environment that your child associates with sleep.

If your child uses these devices to help them fall asleep, consider replacing this routine with a bedtime story or playing soothing music.

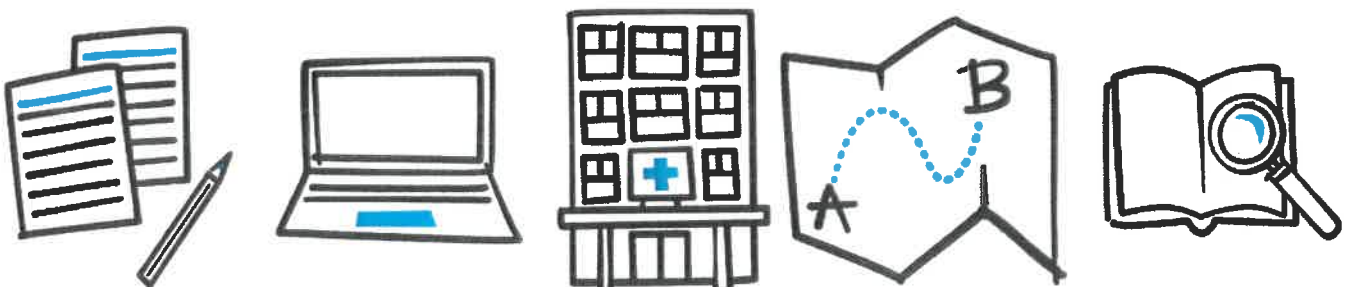
Self-settling

If your child is routinely waking in the night, it is important that they learn to self-settle rather than seeking a parent or joining a parent's bed. This can be difficult to enforce, and may be emotionally challenging – both for child and parent – but parents should remain firm and assertive.

If your child leaves their bed and seeks you out at night-time, you should try not to engage them in conversation, but lead them quietly and immediately back to bed. This may need to be repeated several times each night, but it is important that your child learns that they will receive the same response from you each time.

If your child is anxious, the use of a night light, cuddly toy or baby monitor may help them to feel safe and to learn to self-settle.

Praising your child in the morning for staying in bed at night can help reinforce good behaviour – this can be aided by the use of a reward chart or stickers, with a small token prize when a certain number of stickers/rewards have been won.



Further information and support

The Children's Sleep Charity offers advice to anyone whose child is not sleeping well. Call them on 01302 751 416 or www.thechildrenssleepcharity.org.uk.

Contact (previously known as Contact a Family) also provides information, particularly for children with disabilities. See their booklet on sleep at contact.org.uk/about-us/resource-library/parent-guide-helping-your-child-sleep/

Getting a good night's sleep



Sleep is very important. It lets your body and mind rest after a busy day.



Everyone has trouble sleeping sometimes. There are things you can do to help you sleep better.



Think about what you eat and drink in the afternoons and evenings. Cola drinks have something in them to keep you awake.



Try not to eat too much before bedtime. Have a least an hour after dinner to let your food go down.



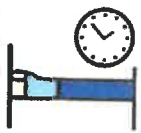
Try to get some fresh air each day. You don't have to do a sport every day. Just going outside is good.



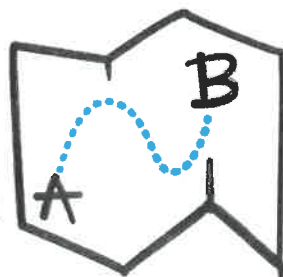

Try not to have where you sleep too hot or too cold.

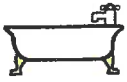


Put a nightlight on if you like to have some light or dark curtains if you don't.



Try to go to bed at the same time each day. This should be the same at weekends as well as on school nights.





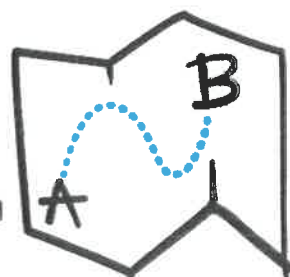

Have a warm bath or shower before bed to relax you. You could also have a milky drink as this could help you sleep.



Don't watch the television or use your phone or tablet before bed. The light they give off can wake up your brain.



Remember to go to the toilet before you go to bed.





NHS

Great Ormond Street
Hospital for Children
NHS Foundation Trust

Getting a good night's sleep (Easy Read)



Sleep is very important. It lets your body and mind rest after a busy day.



Everyone has trouble sleeping sometimes. There are things you can do to help you sleep better.



Think about what you eat and drink in the afternoons and evenings. Cola drinks have something in them to keep you awake.



Try not to eat too much before bedtime. Have a least an hour after dinner to let your food go down.



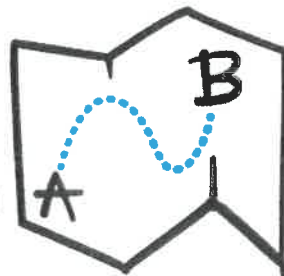

Try to get some fresh air each day. You don't have to do a sport every day. Just going outside is good.

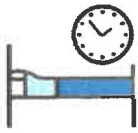


Try not to have where you sleep too hot or too cold.

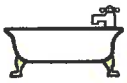


Put a nightlight on if you like to have some light or dark curtains if you don't.





Try to go to bed at the same time each day. This should be the same at weekends as well as on school nights.



Have a warm bath or shower before bed to relax you. You could also have a milky drink as this could help you sleep.



Don't watch the television or use your phone or tablet before bed. The light they give off can wake up your brain.



Remember to go to the toilet before you go to bed.

